



APARTMENT

**Battersea High Street  
Battersea Village  
Clapham Junction  
SW11 3JS**

**£392 Per Week**

Battersea High Street SW11

Ground Floor

One Bedroom Flat

Spacious Bright Reception Room

Separate Kitchen

Stylish Tiled Shower Room With WC

Close to Shops and Local Amenities

Perfect For Professional Couple Or Single Professional

Wandsworth Council Tax Included

Short Walk Away From Clapham Junction Station




**absolute living**

# 1 BED APARTMENT LOCATED IN CLAPHAM JUNCTION

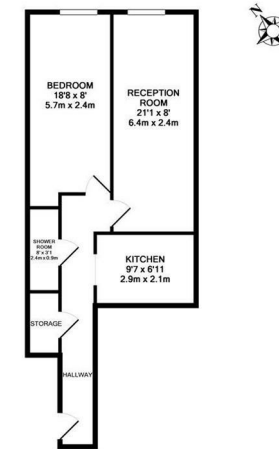
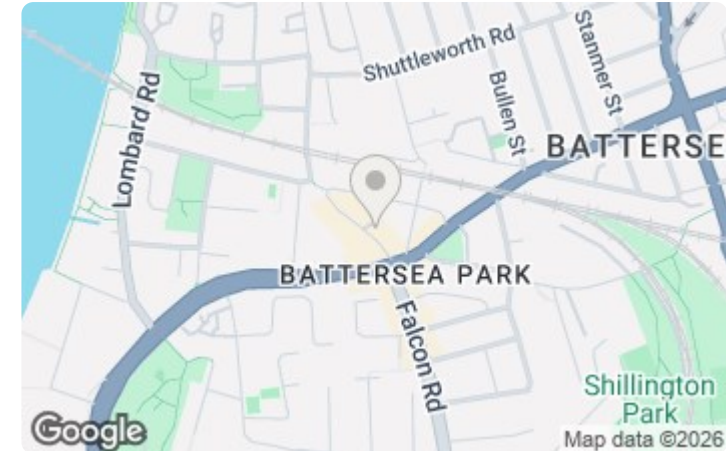
Absolute Living are delighted to offer the lettings market this recently refurbished ground floor one bedroom flat located on Battersea High Street SW11. A short walk away from Clapham Junction station, Battersea Square and local amenities. COUNCIL TAX IS INCLUDED IN THE RENT. Available on a unfurnished basis. Available 20th Feb 2026.

Call us on  
020 3002 9002  
hello@absoluteliving.co.uk



## Full Description

The property has been recently refurbished throughout and is presented in excellent condition. It comprises a good size double bedroom with fitted wardrobe, separate kitchen, spacious bright reception room and a stylish tiled shower room with WC. Located on Battersea High Street which is half way between Clapham Junction and the River Thames on a cobbled street which hosts a Saturday market. There are various shops, bars, cafes and restaurants at your doorstep, Clapham Junction station is a 15 minute walk and provides direct links to London Waterloo and Victoria. Alternatively Battersea Park Road provides regular bus services all over London. Perfect flat for professional couple or single professional looking in the area. Available on the market on a unfurnished basis. Council tax is included in the rent. Early viewings are highly recommended.



TOTAL APPROX. FLOOR AREA 507 SQ.FT. (47.1 SQ.M.)  
Whilst every attempt has been made to ensure the accuracy of the floor plan contained here, measurements of doors, windows, rooms and any other items are approximate and no responsibility is taken for any error, omission, or misstatement. This plan is for illustrative purposes only and should be used as such by any prospective purchaser. The services, systems and appliances shown have not been tested and no guarantee as to their operability or efficiency can be given.  
Made with Metron 10/16

Energy Efficiency Rating		Environmental Impact (CO <sub>2</sub> ) Rating			
	Current	Potential		Current	Potential
Very energy efficient - lower running costs				Very environmentally friendly - lower CO <sub>2</sub> emissions	
(92 plus) A				(92 plus) A	
(81-91) B				(81-91) B	
(69-80) C				(69-80) C	
(55-68) D				(55-68) D	
(39-54) E				(39-54) E	
(21-38) F				(21-38) F	
(1-20) G				(1-20) G	
Not energy efficient - higher running costs				Not environmentally friendly - higher CO <sub>2</sub> emissions	
England & Wales		EU Directive 2002/91/EC	EU Directive 2002/91/EC	England & Wales	

Agents Note: Whilst every care has been taken to prepare these particulars, they are for guidance purposes only. All measurements are approximate and are for general guidance purposes only and whilst every care has been taken to ensure their accuracy, they should not be relied upon and potential buyers are advised to recheck the measurements.

absolute living